

云数自动售货机管理系统 V2.0

Yunshu Vending Machine Management System V2.0

使用说明书

User Manual

版本号 Version No.	更新日期 Update Date	更新内容 Update Content	修改人员 Reviser
V2.0	2018-6-15 June 15, 2018	标准功能+VIP 功能 Standard functions + VIP functions	吴湘平 Wu Xiangping

Yunshu Vending Machine Management System V2.0

目录
Contents

登录页面	1
Login Page	1
日运行监控（系统首页）	2
Daily Operation Monitoring (Home Page)	2
状态监控	3
Status Monitoring	3
当日销售监控	3
Current Day's Sales Monitoring	3
运行状态监控（按区域）	错误！未定义书签。
Operation Status Monitoring (by Area)	错误！未定义书签。
建议补货	5
Replenishment Suggestion	5
历史记录	6
Historical Record	6
销售明细	6
Sales Details	6
出货记录（重点,可用于对账使用）	8
Delivery Records (Important, Used for Accounting Checking)	8
钱币记录	9
Money Records	9
刷卡记录（附带读卡器的机器,微信会员卡绑定实体卡）	9
Card Swiping Records (Machine with Card Reader, WeChat Membership Card Bound with a Physical Card)	9
报警	10
Alarm	10
非现金流水记录	10
Non-cash Turnover Records	10
系统设置	11
System Settings	11
角色管理	11
Role Management	11
用户管理	12
User Management	12
设置微信支付参数（吸粉功能）	12
Setting of WeChat Payment Parameters (An Attractive Option)	12
设置支付参数	14
Setting of Payment Parameters	14
通知管理	14
Notice Management	14
个人设置（VIP 功能）	错误！未定义书签。
Personal Settings (VIP Function)	错误！未定义书签。
代理商标（VIP 功能）	错误！未定义书签。
Agent Trademark (VIP Function)	错误！未定义书签。
货机管理	15
Vending Machine Management	15

Yunshu Vending Machine Management System V2.0

机器组设置	15
Machine Group Settings	15
机器管理	16
Machine Management	16
货道管理	17
Track Management	17
机器广告（VIP 功能）	18
Machine Advertisement (VIP Function)	18
配置参数（VIP 功能）	19
Configuration Parameters (VIP Function)	19
商品管理	19
Commodity Management	19
商品类型	19
Commodity Type	19
厂商管理	20
Manufacturer Management	20
商品信息	21
Commodity Information	21
报表统计	22
Report Statistics	22
销售汇总统计	22
Sales Summary Statistics	22
ID 卡报表统计（带有 ID 卡或开通微信会员卡的机器使用）	24
ID Card Report Statistics (Available to Machines with ID Cards or WeChat Membership Cards)	24
微信结算报表	24
WeChat Settlement Report	24
支付宝结算报表	24
Alipay Settlement Report	24
会员管理	24
Member Management	24
会员卡管理	24
Membership Card Management	24
会员卡类型	30
Membership Card Type	30
会员卡充值规则	31
Membership Card Recharge Rules	31
微信会员卡管理（此模块只有开通微信会员卡的才有）	32
WeChat Membership Card Management (This Module is Only Available to the WeChat Membership Card)	32
微信会员管理	32
WeChat Membership Management	32
校园微信会员管理	32
Campus WeChat Membership Management	32
系统日志	33
System Log	33

特别注明：VIP 功能为付费功能。据不同功能模块,支付相应费用可开通使用。

Note: One can pay for any VIP function at a price of the corresponding function module.

Yunshu Vending Machine Management System V2.0

登录页面

Login Page

1. 在浏览器中输入云数自动售货机管理系统登录网址 www.ourvend.com，进入登录界面（如下图），输入相应的用户名和密码即可登录；也可以二维码扫码登录。（页面顶端可自行切换语言，目前支持中文、英语、越南语）
1. In the browser, enter the login URL www.ourvend.com of Yunshu Vending Machine Management System to enter the login interface (as shown below), and enter the corresponding user name and password to log in; you can also log in by scanning the QR code. (You can switch between the languages at the top of the page, including Chinese, English and Vietnamese.)
2. 扫描登录页面下端二维码关注微信公众号【云数加盟】，绑定云平台账号密码即可进入手机版后台查看数据。
2. Scan the QR code at the bottom of the login page as an access to “Join Yunshu” on the WeChat, and bind the cloud platform account and password to enter the background system of the mobile phone version to view the data.
3. 退出账号可直接点击主界面右上角头像处【注销】。
3. To log out of the account, you can directly click on "Logout" at the head portrait in the upper right corner of the main interface.

云数 | 智慧物联

Technical support | Contact Info | 简体中文 | English | Tiếng Việt



Quick access to Yunshu iCloud system

角色级别管理提供分级管理方案

微信云平台管理机器更加简便

远程管理设置机器信息



机器状态、销售数据、故障报警实时监控

支付宝和微信收款解决方案

点位、产品、价格、运营进行数据分析

Yunshu Vending Machine Management System V2.0

日运行监控（系统首页）

Daily Operation Monitoring (Home Page)

登录云平台后，首页左侧是功能菜单栏，右侧展示的是当前账户下所有机器的整体状态。（包括今日销售额、昨日销售额、本周销售额、本月销售额、机器在线台数、机器离线台数、机器异常台数和机器缺货台数，以及当日支付类型笔数分析饼状图和八日销售笔数分析曲线图）

After logging into the cloud platform, the left side of the home page is the function menu bar, and the right side shows the overall status of all machines under the current account. (Including today's sales, yesterday's sales, sales this week, sales this month, number of machines online, number of machines offline, number of abnormal machines and number of machines out of stock as well as the analysis pie chart of today's payment types and transactions and the analysis curve of eight-day sales transactions)



Yunshu Vending Machine Management System V2.0

状态监控

Status Monitoring

功能显示：显示当前用户下所有机器的整体状态，包括网络状态、温度、门开关状态、掉货检测状态、纸硬币器状态、货道状态、流量使用情况、数据最后上传的时间、机器部署地址和所属管理员等。

Function Display: It displays the overall status of all machines under the current user, including network status, temperature, door opening/closing status, drop detection status, banknote/coin counter status, track status, traffic usage, latest data upload time, machine deployment address and administrators.

1. 可分组分机器查询当前机器状态

1. You can check the current machine status by group and by machine.

2. 清除所有异常：一键清除页面故障显示。（注：机器故障须去机器上操作清除）

2. Clear all exceptions: One-click clearing of displayed faults on the page. (Note: Machine faults can be removed only through the operation of the machine.)

VMMS

Online

Function menu bar

Daily operation monitoring <

Status monitoring

Daily sale monitoring

Replenishment recommended

History <

System settings <

Vending machine management

Commodity management <

Report statistics <

Manage ad <

Home

Status monitoring

Home > Daily operation monitoring > Status monitoring

Machine grouping : --Please choose Machine ID : Nothing select

Only clear errors online, Specific error be solved offline.

Clear all errors

Query

Error Out of stock/Temperature(°C) Online27 Offline5 Stop0 Alarm0

	Machine ID	Machine name	Network st	Temper	Door	Drop sei	Bill Accu	Coin dei	Slot	Card rea	Network	Accumu	Last uploading tim	Deployment address	Administrator	Today's offline i	Version	NewsVersion
1	1611250060	太子殿店 糖A307		-	Close	正常	正常	正常	正常	无	0.00	0.00		太子殿店糖A307	吴少波大码	1	16055.30	无
2	1611250062	创新一路店 糖A308		-	Close	正常	正常	正常	正常	无	0.00	0.00		创新一路店糖A308	吴少波大码	1	16055.30	无
3	1703010006	城南店 糖A072		-	Close	正常	正常	正常	正常	无	0.00	0.00		城南店 糖A072	吴少波大码	0	16055.39	无
4	1703010007	上海北路店 糖A066		-	Close	正常	正常	正常	正常	无	0.00	0.00		上海北路店 糖A066	吴少波大码	0	16055.39	无
5	1703100024	迎宾大道印钞店		-	Close	正常	无	无	正常	无	0.00	0.00		迎宾大道印钞店	吴少波大码	0	16055.39	无
6	1703200089	尤安太口店		65	Close	正常	正常	正常	正常	无	0.00	0.00		尤安太口店	吴少波大码	0	16055.44	无
7	1703250066	新溪桥路店 糖A065		65	Close	正常	正常	正常	正常	无	0.00	0.00		新溪桥路店 糖A065	吴少波大码	0	16055.45	无
8	1705020031	广州路店 糖A085		65	Close	正常	正常	正常	正常	无	0.00	0.00		广州路店 糖A085	吴少波大码	0	16055.45	无
9	1705150011	高新大道店 糖A058		65	Close	正常	正常	正常	正常	无	0.00	0.00		高新大道店 糖A058	吴少波大码	0	16055.49	无
10	1709010123	技师学院店		64	Close	正常	正常	正常	正常	无	0.00	0.00		技师学院店	吴少波大码	0	16055.49	无

Page 1 of 4

View 1 - 10 of 32

当日销售监控

Current Day's Sales Monitoring

功能显示：默认显示当前用户下所有机器的当日销售数据。可根据机器组名、机器编号进行单台或单组机器数据查询

Function Display: It displays the current day's sales data of all machines under the current user by default. Data check of one machine or one machine group can be conducted according to the machine group name and machine number

1. 可按机器组名和机器编号查询当日销售金额

1. You can check the current day's sales amount according to the machine group name and machine number.

2. 选择单台机器编号，点击【查询明细】按钮即可查询销售明细。（或者直接双击机器编号也可查询明细）

2. Select the number of a single machine and click on "check details" to check the sales details. (You can also double-click the machine number to check the details.)

Yunshu Vending Machine Management System V2.0

VMMS

Home | Daily sale monitoring

Machine grouping: --Please choose-- Machine ID: Nothing selected Search machine via group & ID No. Query details Query

Payment method

	Payment type	Sales amount	Sales quantity	Amount under failed giv	Quantity under failed giv	Amount of payments	Change amount
1	Pay by cash	113.00	2			115	2
2	WeChat payment	194.00	3				
3	Alipay scan QR code	150.00	1				
4	WeChat payment(H)	642.00	12				
5	Alipay QR Pay(H)	60.00	2				
Total		1159.00	20	0.00	0	115.00	2.00

Choose machine ID & click query details
Or double click machine ID directly

	Machine ID	Machine name	Network sta	Temper	Sales amou	Sales qu	Amount	Amount unc	Quantity un	Amount of	Change am	Amount of	Amount of c	Amount of f	Current coi	Time	Deployment address	Administrat
1	1709230077	尚东大道店A075			78.00	1	0	0.00	0	80	2	80.00	0.00	0	0	2019-06-18 00:02:03	尚东大道店A075	
2	1710090055	洪都新村店A066			85.00	2	0	0.00	0	35	0	35.00	0.00	0	0	2019-06-18 14:17:49	洪都新村店A066	
3	1703260004	昌东米店A067		65	15.00	1	0	0.00	0	0	0	0.00	0.00	0	0	2019-06-18 00:18:11	昌东米店A067	
4	1703250066	新溪桥路店A065		65	40.00	1	0	0.00	0	0	0	0.00	0.00	0	0	2019-06-18 10:43:16	新溪桥路店A065	
5	1611250062	创新一路店A308			315.00	3	0	0.00	0	0	0	0.00	0.00	0	0	2019-06-18 14:06:51	创新一路店A308	
6	1603160029	火炬二路店			285.00	2	0	0.00	0	0	0	0.00	0.00	0	0	2019-06-18 00:52:57	火炬二路店	
7	1609210088	瑞湖派出所店A306			29.00	1	0	0.00	0	0	0	0.00	0.00	0	0	2019-06-18 13:05:56	瑞湖派出所店A306	
8	1611250060	太子殿店A307			45.00	2	0	0.00	0	0	0	0.00	0.00	0	0	2019-06-18 02:28:18	太子殿店A307	
9	1805280087	沈桥店A086			30.00	1	0	0.00	0	0	0	0.00	0.00	0	0	2019-06-18 00:28:03	沈桥店A086	
10	1706070031	广洲路店A085		66	70.00	1	0	0.00	0	0	0	0.00	0.00	0	0	2019-06-18 00:44:47	广洲路店A085	

VMMS

Home | Notice management | Daily sale monitoring

Sales detailsThe time in the machine means the time when the machine dispensed the product, uploading time means the time when the data was uploaded to the machine. There can be a difference between these two times as the first ones ca...

Machine ID 1709230077 Machine name 尚东大道店A075 Amount of payments 80.00 Change amount 2.00

Sales amount 78 Sales quantity 1 Deployment address 尚东大道店A075 Administrator

交易流水 Sales summary Card swiping record Give-out record Door opening/closing record Replenishment record Amount receivable

	Slot	Commodity name	Payment type	Unit price	Result	Time	Server time
1	89		Pay by cash	78.00	正常	06-17 20:53:17	06-18 00:02:03

Type	Payment t	投币Amount	Amount to be refunded	Amount actually refun	Time
------	-----------	----------	-----------------------	-----------------------	------

Yunshu Vending Machine Management System V2.0

建议补货

Replenishment Suggestion

1. 可按机器组名和机器编号查询缺货情况。
1. The stock-out condition can be checked by machine group name and machine number.
2. 选中一条缺货记录，点击详情即可查询指定机器缺货商品信息并导出补货报表。
2. Select a stock-out record, and click on “details” to check the stock-out information of the specified machine and export the replenishment report.

VMMS

Home | Daily sale monitoring | Replenishment recommended

Machine grouping: --Please choose-- Machine ID: Nothing selecte 库存类型: 所有

Query 导出

Machine group name	Machine ID	Machine name	Address	Out of stock	Details
1	10001	1607090087	10001	西溪花园	缺货数量: 856
2	dong	1603020028	160	湖北武汉江岸区	正常
3	park1	1605250013	1605250013	0	缺货数量: 30
4	Redbull	1605250043	1605250043	123	缺货数量: 196
5	SHUIHUPU-BEIJING-1	1606020035	1606020035	0	缺货数量: 2
6	SHUIHUPU-BEIJING-1	1606020283	深圳龙岗荷坳新村	0	正常
7	SHUIHUPU-BEIJING-1	1605250015	1605250015	0	正常
8	TCN-S	1808100002	1808100002	0	缺货数量: 1
9	正信测试组	1808130033	南湖大华	南湖大华生鲜市场	缺货数量: 30
10	正信测试组	1602160046	1602160046	12	缺货数量: -7976

Click here to check each commodity's stock quantity

VMMS

Home | Daily sale monitoring | Replenishment recommended

Machine grouping: --Please choose--

Out-of-stock machines: 6

Machine group name	Machine ID	Machine name	Address	Out of stock	Details
1	10001	1607090087	10001	西溪花园	缺货数量: 856
2	dong	1603020028	160	湖北武汉江岸区	正常
3	park1	1605250013	1605250013	0	缺货数量: 30
4	Redbull	1605250043	1605250043	123	缺货数量: 196
5	SHUIHUPU-BEIJING-1	1606020035	1606020035	0	缺货数量: 2
6	SHUIHUPU-BEIJING-1	1606020283	深圳龙岗荷坳新村	0	正常
7	SHUIHUPU-BEIJING-1	1605250015	1605250015	0	正常
8	TCN-S	1808100002	1808100002	0	缺货数量: 1
9	正信测试组	1808130033	南湖大华	南湖大华生鲜市场	缺货数量: 30
10	正信测试组	1602160046	1602160046	12	缺货数量: -7976

The machine's commodity details :

Machine grouping: 10001 Machine ID: 1607090087 Name of machine: 10001

Administrator: 15107930900 Description: 西溪花园

Sold out commodity information :

Commodity name	库存量	Capacity	Out of stock
芬达	1383	1393	10
三得利利康拿铁	0	398	398
统一麦香奶茶	149	597	448

Click here to get sheet of out-of-stock commodity

Information of available products in the machine :

Commodity name	库存量	Capacity	Out of stock
小白菜	199	199	0
美汁源C粒柠檬	995	995	0
打奶茶红茶	15	15	0
加多宝凉茶	1791	1791	0
恒宝纯净水	199	199	0

历史记录

Historical Record

销售明细

Sales Details

1. 默认显示当前用户名下所有机器当天的销售数据。用户可根据机器组名和机器编号，选择开始和结束日期（7 天以内），点击【查询】按钮来查询机器历史销售数据。支持当前数据导出到 excel。
1. The current day's sales data of all machines under the current user name is displayed by default. The user can select the start and end dates (within 7 days) according to the machine group name and machine number, and click on "Check" to check the historical sales data of the machine. It supports the export of the current data to Excel.
2. 如要查看单台机器销售明细，可直接双击机器编号或者选择机器编号再单击【查询】按钮即可）。
2. To view the sales details of one machine, simply double-click the machine number or select the machine number and click on "Check".
3. 销售明细可查询交易流水、销售汇总统计、刷卡记录、出货记录、开关门流水、补货记录和应收金额。
3. The sales details can be used to check transaction turnover, sales summary statistics, card swiping records, delivery records, door opening/closing flow, replenishment records and receivable amounts.

Yunshu Vending Machine Management System V2.0

VMMS

Online

Function menu bar

Daily operation monitoring <

History <

Sales details

Give-out record

Money record

Card swiping record

Alarm

Cashless flow records

机器状态记录

System settings <

Vending machine management <

Commodity management <

Report statistics <

Manage ad <

Home

Sales details ✕

Home > History > Sales details

Machine grouping : --Please choose Machine ID : Nothing selectec Start date : 2019-07-01 End date : 2019-07-06

Export Query details Query

Payment method

	Payment type	Sales amount	Sales quantity	Amount under failed giv	Quantity under failed gh	Amount of payments	Change amount
1	Pay by cash	2591.00	67	0.00		3290	703
2	WeChat payment	2348.00	51	0.00			
3	Alipay QR Pay	851.00	17	0.00			
4	WeChat payment(H)	6930.00	127	0.00			
5	Alipay QR Pay(H)	1303.00	29	0.00			
Total		14023.00	291	0.00	0	3290.00	703.00

Vending machine

	Machine ID	Machine name	Sales amount	Sales quantity	Amount under failed giv	Quantity under failed gh	Amount of payments	Change amount	Administrator
1	1603150062	洪城店池湾路	583.00	15	0.00		150	37	
2	1603150077	长胜商业街店 赣A005	160.00	5	0.00		10	0	
3	1603160029	火炬二路店	60.00	1	0.00		0	0	
4	1604130048	二七北路店 赣A089	568.00	7	0.00		100	50	
5	1604130055	上海路口店 赣A060	625.00	16	0.00		130	25	
6	1604250109	南昌市张村店	80.00	3	0.00		10	0	

Page 1 of 4

VMMS

Online

Function menu bar

Daily operation monitoring <

History <

Sales details

Give-out record

Money record

Card swiping record

Alarm

Cashless flow records

机器状态记录

System settings <

Vending machine management <

Commodity management <

Report statistics <

Manage ad <

Home

Sales details ✕

Sales detailsThe time in the machine means the time when the machine dispensed the product; uploading time means the time when the data was uploaded to the machine. There can be a difference between these two times as the first ones can ...

Machine ID 1604130048 Machine name 二七北路店 赣A089 Amount of payments 0 Change amount 0

Sales amount 40 Sales quantity 1 Deployment address 二七北路店 赣A089 Administrator

交易流水 Sales summary Card swiping record Give-out record Door opening/closing record Replenishment record Amount receivable

Sales details menu

Slot	Commodity name	Payment type	Unit price	Result	机器时间	服务器时间
4		WeChat payment	40.00	正常	2019-07-06 05:55:23	2019-07-06 05:55:23

Type	Payment t	投币Balance	Amount to be refunded	Amount actually refu	Time
------	-----------	-----------	-----------------------	----------------------	------

Yunshu Vending Machine Management System V2.0

出货记录（重点,可用于对账使用）

Delivery Records (Important, Used for Accounting Checking)

1. 用户可根据机器组名和机器编号，选择开始和结束日期（7天以内），筛选支付方式、状态来查询机器的出货记录。支持 excel 导出数据。
1. The user can select the start and end dates (within 7 days) according to the machine group name and machine number, and select the payment methods and states to check the machine's delivery records. It supports the export of data to Excel.
2. 数据统计都是以服务器时间为准。机器时间是指机器上的时间，服务器时间是销售数据上传到服务器的时间。正常情况下两个时间相差不大。若机器的时间设置错误或者机器掉线几天后联网再恢复上传，两个时间就会相差比较大。
2. Data statistics are based on the server time. Machine time is the time on the machine, and server time is the time at which sales data is uploaded to the server. Under normal circumstances, the difference between the server time and the machine time is slight. If the time setting of the machine is wrong or machine re-connection and data uploading are restored after a few days of disconnection, the difference will be relatively significant.

VMMS

Home Sales details Give-out record

Home > History > Give-out record

Machine grouping: wushaobo Machine ID: --Please choose-- Start date: 2019-07-01 00:00:00 End date: 2019-07-06 23:59:59 Card number: Time isn't more than 7days

Payment type: Alipay scan QR code Status: All Commodity name

Query Export Excel的下载

Click here to get Excel sheet

Give-out recordThe time in the machine means the time when the machine dispensed the product; uploading time means the time when the data was uploaded to the machine. There can be a difference between these two times as the first ones can be inaccurate and there can be delays in the second ones.

	Machine ID	Machine name	Slot	Commodity code	Commodity name	Payment type	Card number	Unit price	Result	Time	Server time	Operation
1	1609210088	瑞湖派出所店 随A306	45	216		Alipay scan C	-	119	正常	7/1/2019 4:38:27 PM	7/1/2019 3:15:22 PM	Check the
2	1607140044	四平电路上海路店	1			Alipay scan C	-	20	正常	7/1/2019 10:27:21 PM	7/1/2019 9:45:16 PM	Check the
3	1607140044	四平电路上海路店	11			Alipay scan C	-	28	正常	7/1/2019 10:27:57 PM	7/1/2019 9:45:18 PM	Check the
4	1604130048	二七北路店 随A089	13			Alipay scan C	-	30	正常	7/1/2019 10:49:14 PM	7/1/2019 10:49:14 PM	Check the
5	1609210088	瑞湖派出所店 随A306	26	102		Alipay scan C	-	29	正常	7/1/2019 11:55:27 PM	7/1/2019 10:32:21 PM	Check the
6	1604130055	上海路口店 随A060	27			Alipay scan C	-	40	正常	7/2/2019 7:02:40 AM	7/2/2019 9:03:26 AM	Check the
7	1607300027	蓝光瑞锦半路店	11			Alipay scan C	-	20	正常	7/3/2019 12:23:44 AM	7/2/2019 11:45:15 PM	Check the
8	1604250109	北京东路张村店	4			Alipay scan C	-	20	正常	7/3/2019 1:21:11 AM	7/3/2019 12:47:02 AM	Check the
9	1604130048	二七北路店 随A089	86			Alipay scan C	-	120	正常	7/3/2019 2:43:32 AM	7/3/2019 2:43:32 AM	Check the
10	1604250109	北京东路张村店	34			Alipay scan C	-	50	正常	7/3/2019 2:59:15 AM	7/3/2019 2:24:44 AM	Check the

Five days difference between serve time and real time

Page 1 of 2 10 View 1 - 10 of 17

Yunshu Vending Machine Management System V2.0

钱币记录

Money Records

用户需先选择机器组名和机器编号，然后自主选择时间段，单击【查询】即可查询该机器该时间段每笔现金交易的收、退币记录，单击【导出】即可导出钱币记录报表。注意：单笔交易若有投退币多个动作，则需结合连续几条记录一起查看。

The user needs to select the machine group name and machine number first, then select the time period, click on “Check” to check the money receipt and return records of each cash transaction of the machine during the time period, and click on “Export” to export the money record report. Note: If there are several operations for a single transaction, several consecutive records should be checked.

Machine grouping : wushaobo Machine ID : 上海路口店 88A Start date : 2019-07-01 00:00:00 End date : 2019-07-06 23:59:59 Export Query

	Machine ID	Type	Type	Amount of coin payment	Amount to be refunded	Time
1	1604130055	投币	纸币	10	0	2019-07-01 11:01:04
2	1604130055	投币	纸币	50	0	2019-07-03 03:09:12
3	1604130055	Return coin	纸币	0	20	2019-07-03 03:09:44
4	1604130055	投币	纸币	10	0	2019-07-04 02:54:31
5	1604130055	投币	纸币	10	0	2019-07-04 02:54:54
6	1604130055	投币	纸币	10	0	2019-07-04 02:55:32
7	1604130055	投币	纸币	10	0	2019-07-04 02:55:45
8	1604130055	Return coin	Coin	0	5	2019-07-04 02:55:59
9	1604130055	投币	纸币	10	0	2019-07-04 16:27:50
10	1604130055	投币	纸币	10	0	2019-07-04 16:27:57

Click here to get Excel sheet.

One Purchase has two record of coin insert & return

刷卡记录（附带读卡器的机器,微信会员卡绑定实体卡）

Card Swiping Records (Machine with Card Reader, WeChat Membership Card Bound with a Physical Card)

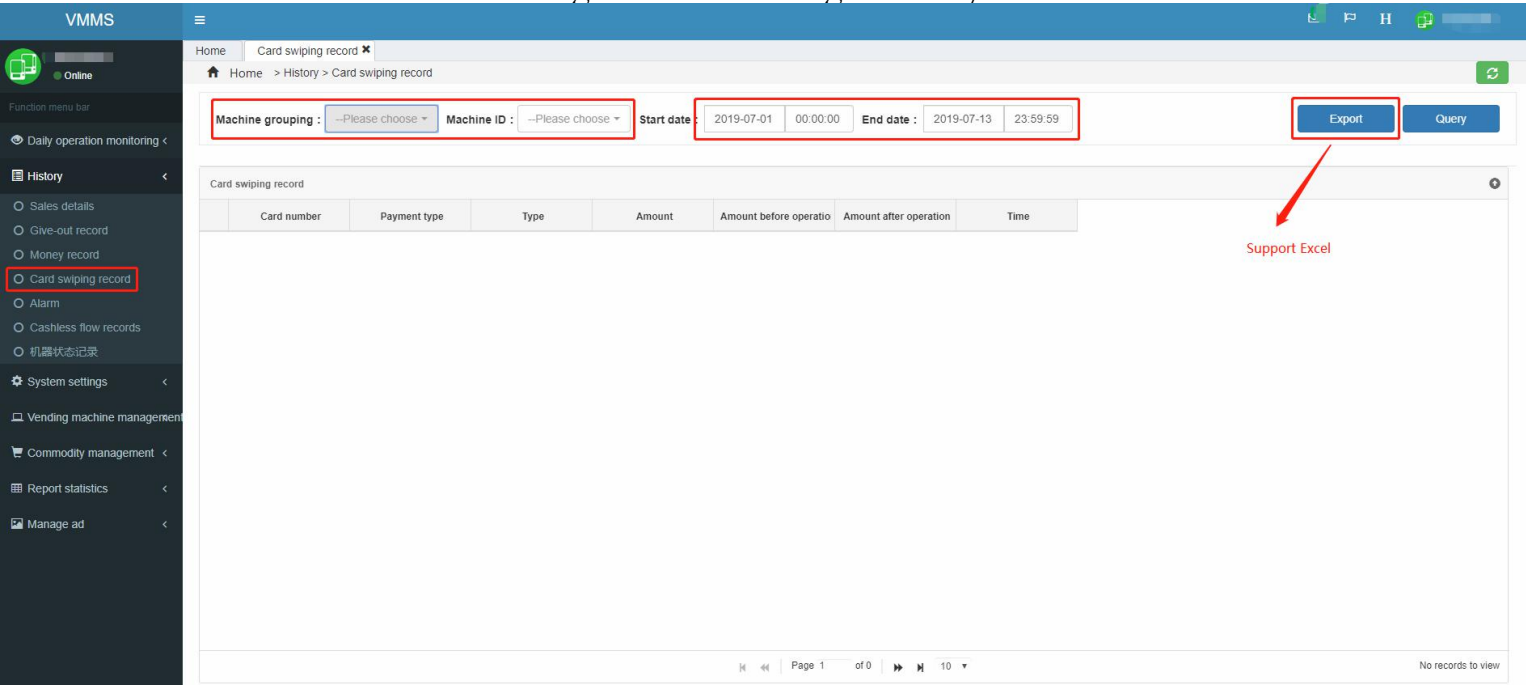
统计带读卡器的机器刷卡交易记录。

This involves the statistics of the transaction records by card swiping of the machine with a card reader.

需先选择指定机器组名和机器编号，然后自主选择时间段，单击【查询】即可查询该机器该时间段的刷卡记录，单击【导出】即可导出刷卡记录报表。

You need to select the specified machine group name and machine number, and then select the time period, click on “Check” to check the machine’s card swiping records during the time period, and click on “Export” to export the card swiping record report.

Yunshu Vending Machine Management System V2.0



报警

Alarm

用于统计机器当前异常数据，方便客户随时跟踪查询机器状态，及时判断处理机器异常。
This involves the statistics of the current abnormality data of the machine, which facilitates the customer to track and check the machine status at any time, and judge and process machine abnormalities in a timely manner.
需先选择机器组名和机器编号，然后自主选择时间段，单击【查询】即可查询该机器该时间段的机器故障信息。
You need to select the machine group name and machine number, and then select the time period, and click on "Check" to check the machine fault information of the machine during the time period.

Yunshu Vending Machine Management System V2.0

VMMS

Home Alarm

Home > History > Alarm

Machine grouping: --Please choose-- Machine ID: Nothing selectet Status: Unprocessed Start date: 2019-07-07 End date: 2019-07-13 Export Query

Alarm record:(Note: For door closing each time, the system considers previous errors processed by default)

	Machine name	Slot	Error code	Event title	Description	Time	Processed time
1	南钢万村店		3	纸币器	通讯故障	2019-07-12 10:49:40	
2	南钢万村店		3	纸币器	通讯故障	2019-07-13 12:24:04	
3	南钢万村店		3	纸币器	通讯故障	2019-07-10 13:37:46	
4	南钢万村店		3	纸币器	通讯故障	2019-07-10 14:43:19	
5	南钢万村店		3	纸币器	通讯故障	2019-07-10 07:24:30	
6	南钢万村店		3	纸币器	通讯故障	2019-07-10 09:37:52	
7	南钢万村店		3	纸币器	通讯故障	2019-07-10 09:44:00	
8	南钢万村店		3	纸币器	通讯故障	2019-07-10 15:00:11	
9	四平电器上海路店		3	纸币器	通讯故障	2019-07-07 00:32:02	
10	四平电器上海路店		3	纸币器	通讯故障	2019-07-11 09:41:34	

Page 1 of 13 10 View 1 - 10 of 123

非现金流水记录

Non-cash Turnover Records

查询机器使用非现金模式支付的订单号。（包括微信流水、支付宝流水、云投币、工商融E联流水、翼支付流水、银联商务流水、平安E支付流水）。

This involves the checking of the order number of any non-cash payment (including WeChat turnover, Alipay turnover, Coinect turnover, ICBC E-banking turnover, Bestpay turnover, ChinaUMS turnover, Ping An E-payment turnover).

如有支付成功，出货失败，且自动退款失败的投诉，可在此处根据支付订单号原路操作退款。

If there is a complaint that automatic refund fails for failed delivery after successful payment, the refund can be made here according to the payment order number.

Home Cashless flow records

Home > History > Cashless flow records

Type: Alipay flow record Machine grouping: Machine name: Order ID: Period: 2019-07-07 To: 2019-07-13 Order type: --Please choose-- Query ExcelExport Refund

Alipay flow record

Machine ID	Merchant order number	Alipay order number	Slot number	Commodity name	Commodity	Total amount of	Actual paid am	Pickup statu	Order type	Winning or	Payment time	Operation
------------	-----------------------	---------------------	-------------	----------------	-----------	-----------------	----------------	--------------	------------	------------	--------------	-----------

Return successful payment for failed delivery

Page 1 of 1 10 No records to view

Yunshu Vending Machine Management System V2.0

系统设置
System Settings

角色管理

Role Management

功能：用于在当前用户下创建子账户的权限，授权子账户可操作的菜单栏。

Function: It is used to set the permissions for the creation of sub-accounts under the current user, and the menu bars that the sub-accounts are authorized to operate.

如果机器需要分级别分权限管理，可在此新增角色，然后给角色分配权限，选中要授权的角色单击【授权】，打勾的是该角色拥有的功能模块。

If the machine needs to be managed by level and by permission, you can add a role here, and then assign permissions to the role. Select the role to be authorized, click on “Authorize”, and tick the function modules owned by the role.

VMMS

Online

Function menu bar

Daily operation monitoring <

History <

System settings <

Role management

User management

Help management

Set WeChat parameters

Set payment parameters

Notice management

Vending machine management <

Commodity management <

Report statistics <

Manage ad <

Member management <

Home

Role management

Home > System settings > Role management

+Add

	Role name	Description	Creation date	Operation
1	彭彭彭		7/10/2019 3:15:38 PM	Modify Delete Authorize
2	西红柿补货员	补货	6/21/2019 5:16:32 PM	Modify Delete Authorize
3	000		5/9/2019 11:37:36 AM	Modify Delete Authorize
4	补货商	负责店铺补货	4/14/2019 3:23:56 PM	Modify Delete Authorize
5	2级代理	区级2级代理	3/25/2019 9:59:37 PM	Modify Delete Authorize
6	xyq	www	3/12/2019 6:58:19 PM	Modify Delete Authorize
7	tcn	www	1/18/2019 4:09:24 PM	Modify Delete Authorize
8	新加坡管理员	999	1/17/2019 6:48:51 PM	Modify Delete Authorize
9	test account		1/17/2019 4:36:22 PM	Modify Delete Authorize
10	222		1/17/2019 3:54:57 PM	Modify Delete Authorize

Page 1 of 7

View 1 - 10 of 64

VMMS

Online

Function menu bar

Daily operation monitoring <

History <

System settings <

Role management

User management

Help management

Set WeChat parameters

Set payment parameters

Notice management

Vending machine management <

Commodity management <

Report statistics <

Manage ad <

Member management <

Home

Role management

Home > System settings > Role management

+Add

	Role name	Description	Creation date
1	彭彭彭		7/10/2019 3:15:38 PM
2	西红柿补货员	补货	6/21/2019 5:16:32 PM
3	000		5/9/2019 11:37:36 AM
4	补货商	负责店铺补货	4/14/2019 3:23:56 PM
5	2级代理	区级2级代理	3/25/2019 9:59:37 PM
6	xyq	www	3/12/2019 6:58:19 PM
7	tcn	www	1/18/2019 4:09:24 PM
8	新加坡管理员	999	1/17/2019 6:48:51 PM
9	test account		1/17/2019 4:36:22 PM
10	222		1/17/2019 3:54:57 PM

Page 1 of 7

View 1 - 10 of 64

Permission settings

☒ Daily operation monitoring

☒ History

☒ Cashless flow records

☒ Sales details

☒ Give-out record

☒ Money record

☒ Card swiping record

☒ Alarm

☒ System settings

☒ Notice management

☒ Role management

☒ User management

☒ Set payment parameters

☒ Set WeChat parameters

☒ Help management

☒ Vending machine management

☒ Machine group setting

☒ Machine management

☒ Slot management

☒ Set parameters

☒ Advertisements

☒ Commodity management

☒ Report statistics

☒ Manage ad

☒ Member management

Close

Submit

Yunshu Vending Machine Management System V2.0

用户管理

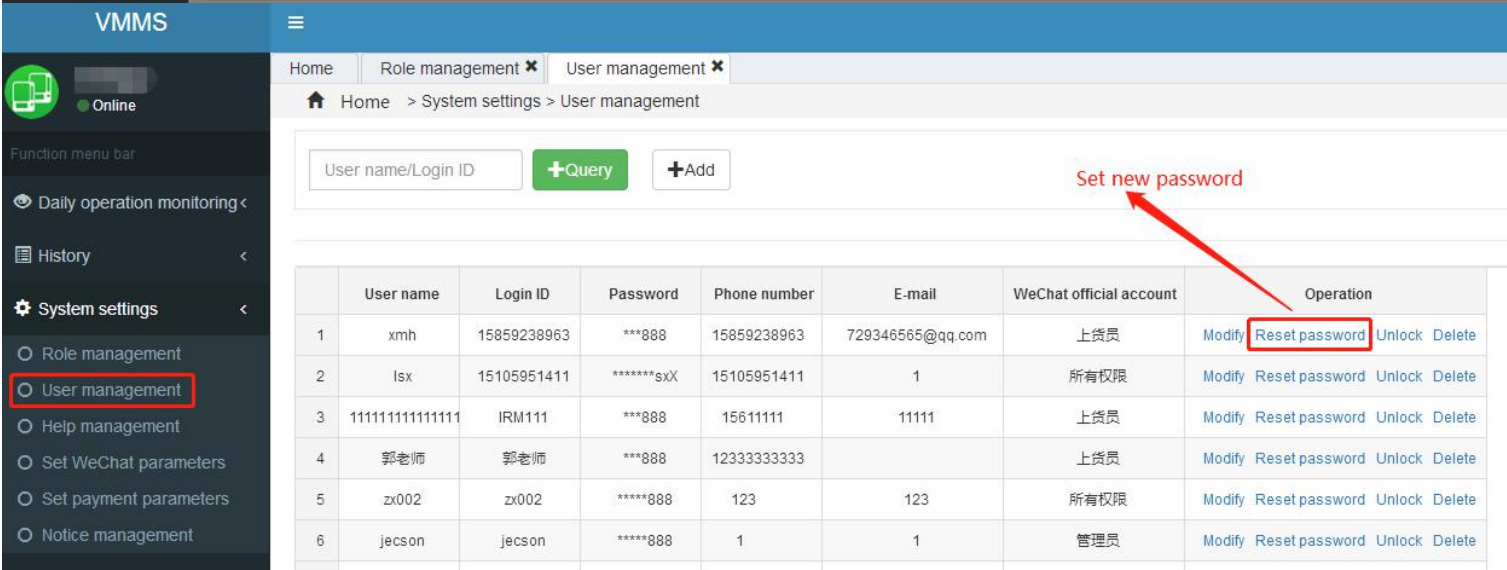
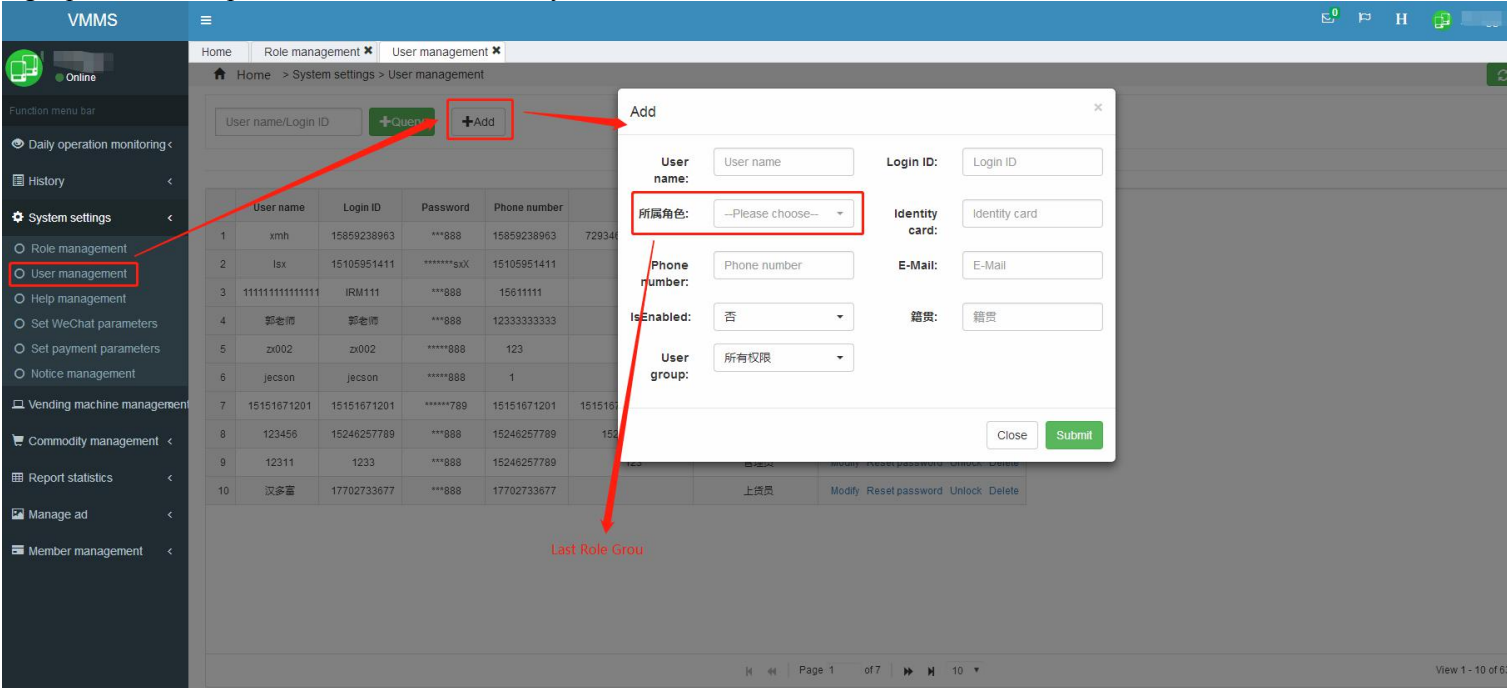
User Management

功能：用户创建子账户及管理子账户

Function: To create and manage the sub-accounts by the user.

如果机器需分给不同人员管理，可在此处新增管理员信息，根据用户权限选择已建好的角色，设置是否启用等。若下级管理员忘记平台登陆密码，可在此处直接密码重置。

If the machine needs to be assigned to different personnel for management, you can add administrator information here, select the created role according to user permissions, and set whether to enable it. If the lower-level administrator forgets the platform login password, the password can be reset directly here.



设置微信支付参数（吸粉功能）

Setting of WeChat Payment Parameters (An Attractive Option)

功能：用于设置关注公众号免费领取货码，凭取货码直接到售卖机领取商品。

Function: To enable to receive commodity pick-up codes free of charge by following the WeChat public account, so that a commodity can be directly received from a vending machine with the pick-up code.

此功能需要先到企业微信服务号公众平台配置相关参数，还需要到售卖机上进行设置才可以使用。

Yunshu Vending Machine Management System V2.0

To use this function, you need to first configure the relevant parameters on the public platform of the enterprise's WeChat service account, and set it on the vending machine.

VMMS

Home

Set WeChat parameters

Set payment parameters

Home

> System settings > Set WeChat parameters

+Add

Initial ID of official accou	Password	Welcome message after followin	How long after re-follow
1	1	1	1
11	你好	你好	11
uuuu	88999	kkkkk	
gh_81b1b64e5b3	tcn	欢迎关注售货机官方微信。您的取货	300

Add WeChat configuration

Initial ID of official account:

How long after re-following does the machine forward the pick up code again.:

Welcome message after following the account:

Forward the pickup code after following or not(must be configured here):

Not Set

Password/Token:

Close

Submit

第 12 页 共 35 页

Page 12 of 35

设置支付参数

功能：用于绑定用户下所有机器的微信、支付宝、京东、翼支付、融E联和银联支付方式。（此处涉及资金结算，请务必咨询平台客服人员后再填写，切勿擅自填写）

通知管理

功能：用户当前账户向子账户发送重要通知信息

[illegible]

PersonalSettings(VIPFunction)

代理商标 (VIP功能)

用于自定义后台页面左上角的商标名称。设置后下级用户默认上级用户的商标名称。

第 13 页 共 35 页
Page 13 of 35

Yunshu Vending Machine Management System V2.0

货机管理

Vending Machine Management

机器组设置

Machine Group Settings

功能：可新建机器组，实现机器的分组管理。也可直接将机器组分给子账户管理员管理。

Function: To build new machine groups, so that management of the machines can be done by group. The machine groups can also be assigned to the sub-account administrators for management.

例如：客户购买了 100 台机器，可按区域分组管理。如要为机器组指定管理员，需要填写管理员。前提是要在系统设置—用户管理处新增管理员信息。注意多个机组不能分给同一个管理员。

For example, if a customer purchases 100 machines, he/she can carry out group management by zone. To assign an administrator to a machine group, you need to fill in the administrator. The prerequisite is to add administrator information in the system settings - user management. Note that multiple machine groups cannot be assigned to the same administrator.

Machine group name: Administrator:

	Machine group name	Description	Administrator	Operation
1	正信测试组	刘龙	15859238963	Modify Delete
2	越南		waimao	Modify Delete
3	学校组	122312	zx001	Modify Delete
4	咸宁咸安	3台机		Modify Delete
5	西红门善美中心			Modify Delete
6	西红门善美			Modify Delete
7	售后测试		15084822028	Modify Delete
8	测试一组-0001		WAIMAO1	Modify Delete
9	测试3	1台测试		Modify Delete
10	测试1			Modify Delete

Group management by region

Assigned to a specific administrator

System Settings - User Management (New User Login Name)

Yunshu Vending Machine Management System V2.0

机器管理

Machine Management

功能：显示当前账户管理的所有机器，可进行机器分组。

Function: To display all the machines managed by the current account, and even divide the machines into groups.

The screenshot displays the 'Machine Management' interface of the Yunshu Vending Machine Management System V2.0. The interface includes a sidebar with navigation options like 'Daily operation monitoring', 'History', 'System settings', 'Vending machine management', 'Commodity management', 'Report statistics', 'Manage ad', and 'Member management'. The main content area shows a table of machines with columns for Machine ID, Machine name, Deployment address, Longitude, Latitude, Refund number caused by offline, Collection Acco, 便利贴, and Operation. A modal window titled 'Modify' is open, allowing users to edit machine details. The modal includes fields for Machine ID, Asset ID, Machine name, Inner temperature, Outer temperature, Province/municipality, City, Deployment address, Machine group name, Longitude, Latitude, Number of times of automatic refunding, and Convenience store purchase vehicle. Red arrows highlight the 'Machine management' option in the sidebar, the 'Modify' button in the machine list, and the 'Machine group name' field in the modal. A red box highlights the 'Province/municipality' and 'City' fields, with a note: 'Fill in specific province cities based on regional statistics'. Another red box highlights the 'Machine group name' field, with a note: 'Direct grouping'.

Machine ID	Machine name	Deployment address	经度	纬度	Refund number caused by offline	Collection Acco	便利贴	Operation	
1	1808130033	南湖大华	南湖大华生鲜市场	0	0	关闭	zhonggu	关闭	Modify
2	1808100002	1808100002	0	0	0	关闭	zhonggu	关闭	Modify
3	1607090087	10001	西溪花园	0	0	2	zhonggu	关闭	Modify
4	1606020283	深圳龙岗南湾新村	0	0	0	关闭	zhonggu	关闭	Modify
5	1606020035	1606020035	0	0	0	关闭	zhonggu	关闭	Modify
6	1605250043	1605250043	123	0	0	关闭	zhonggu	关闭	Modify
7	1605250015	1605250015	0	0	0	关闭	zhonggu	关闭	Modify
8	1605250013	1605250013	0	0	0	关闭	zhonggu	关闭	Modify
9	1605030033	1605030033	0	0	0	关闭	zhonggu	关闭	Modify
10	1603020028	160	湖北武汉江岸区	0	0	关闭	zhonggu	关闭	Modify

Yunshu Vending Machine Management System V2.0

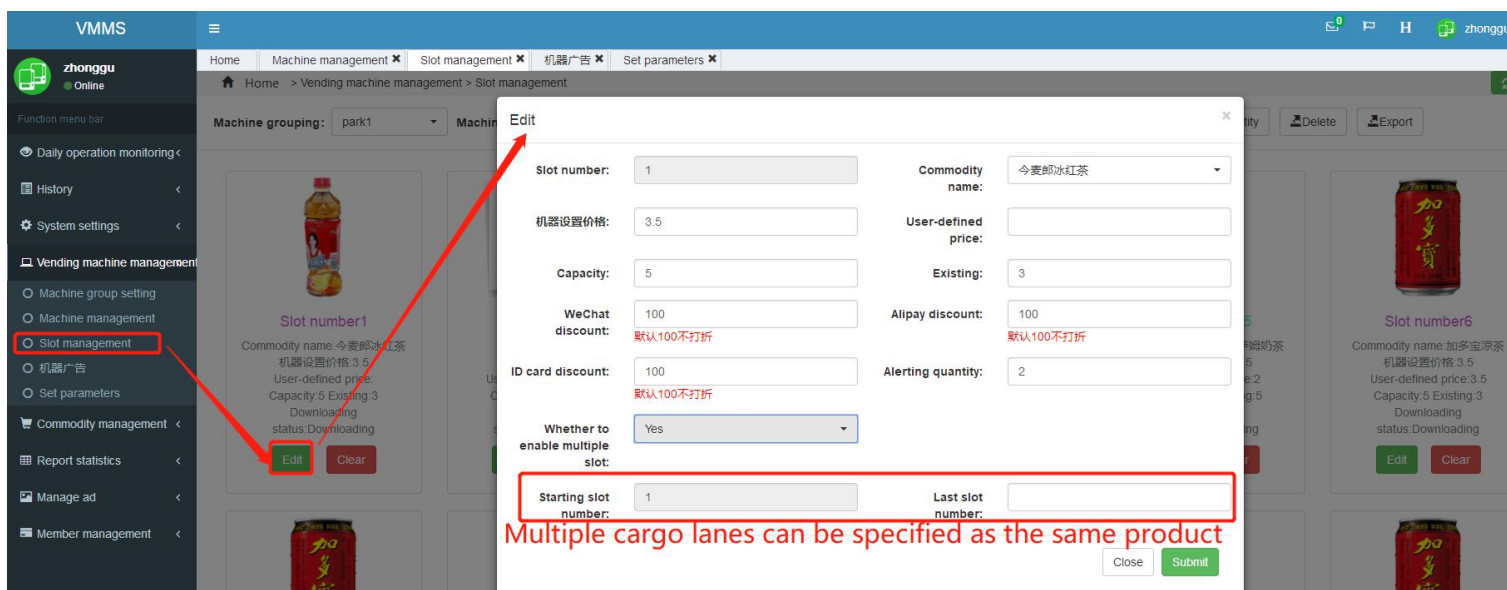
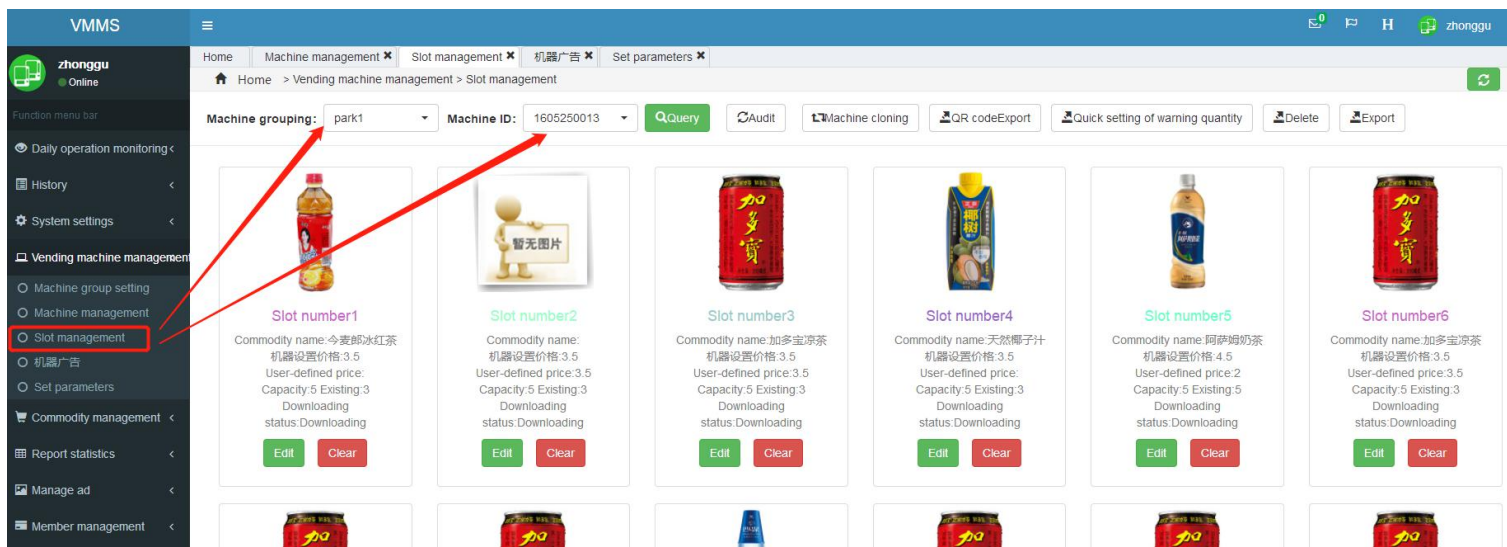
货道管理

Track Management

功能：匹配货道商品信息，设置单货道支付宝微信折扣等。可远程修改机器货道商品名称、图片、价格和容量等（付费功能），相同货道信息的机器还可使用克隆功能。

Function: To match the information between tracks and commodities, and set payment discount for Alipay or WeChat for each track. The commodity name, picture, price and capacity of the machine track can be modified remotely (one shall pay for this function). And the machines with the same track information can also use the cloning function.

1. 选择机器组名和机器编号，点击查询，编辑货道号，匹配商品名称，修改自定义价格、容量和现存（开通远程功能才能同步到机器上），修改完之后再点击审计，查询。
1. Select the machine group name and machine number, click on “Check”, edit the track number, match the commodity name, modify the custom price, capacity and existing stock (which can be synchronized to the machine only when the remote function is enabled), and click on “Audit” and “Check” after modification.
2. 如多台机器摆放的商品信息一致，可以先匹配好一台，然后采用【机器克隆】功能。
2. If the commodity placement information of multiple machines is consistent, you can match one of the machines first, and then use the "Machine Cloning" function.



Yunshu Vending Machine Management System V2.0

The screenshot displays the 'Slot management' page in the Yunshu Vending Machine Management System V2.0. The left sidebar shows the 'Slot management' option highlighted. The main area shows a grid of slots with their respective commodity names, prices, and capacities. A red arrow points to the 'Machine cloning' button in the top right corner. Below the grid, a 'Conditions for cloning' dialog box is open, showing fields for 'Clone' and 'To: Machine' with dropdown menus. The dialog box includes a checkbox for '是否指定货号' (Whether to specify the commodity number) and a 'Submit' button. Red text annotations are present: 'VM that matched product information' for the 'Clone' field, 'VM that not match product information' for the 'To: Machine' field, and 'No: Clone all slot goods information' and 'Yes: Designated slot number clone' for the checkbox.

机器广告（VIP 功能）

Machine Advertisement (VIP Function)

功能：开通手机扫码支付待嫁页面的广告（多码合一机器）。

Function: Enable the advertisement on the waiting page for payment with mobile phone code scanning (machine supporting multiple codes).

登录云平台---【货机管理】---【机器管理】，选择所要开通的机器 ID，点击开通广告，然后选择开通时长，扫码付款，然后点击【货机管理】---【机器广告】可查询到付费开通的机器 ID，选择机器 ID，点击编辑，上传广告图片，待平台审核通过后，手机扫码支付页面的待嫁图片会变更成所上传的图片。

Log into the cloud platform---[Vending Machine Management]---[Machine Management], select the ID of the machine to be enabled, click Enable Advertisement, and then select the enabling time and payment by code scanning. By clicking on [Vending Machine Management]---[Machine Advertisement], you can check the ID of the machine enabled with paid advertisement, then select the machine ID, click on "Edit", and upload the advertisement picture; after examination and approval by the platform, the picture on the waiting page for payment with mobile phone code scanning will be changed to the uploaded picture.

Yunshu Vending Machine Management System V2.0

配置参数（VIP 功能）

Configuration Parameters (VIP Function)

开启远程配置货道开关，还可远程设置掉货检测、硬币是否找零、主副柜温度、异常是否锁机、零钱不足的金额、最大允许接收金额、无人操作清除金额、不卖货也可以找零、硬币不足禁止纸币、可收纸硬币种类等。

Turn on the remote track configuration switch, and remotely set commodity drop detection, whether to give change for coins, temperature of the main and auxiliary cabinets, whether to lock machine in case of abnormality, amount for change insufficiency, maximum allowable received amount, amount clearing when no operation is conducted, change giving when no buy is made, banknote disabled in case of coin insufficiency, types of banknotes and coins acceptable, etc.

商品管理

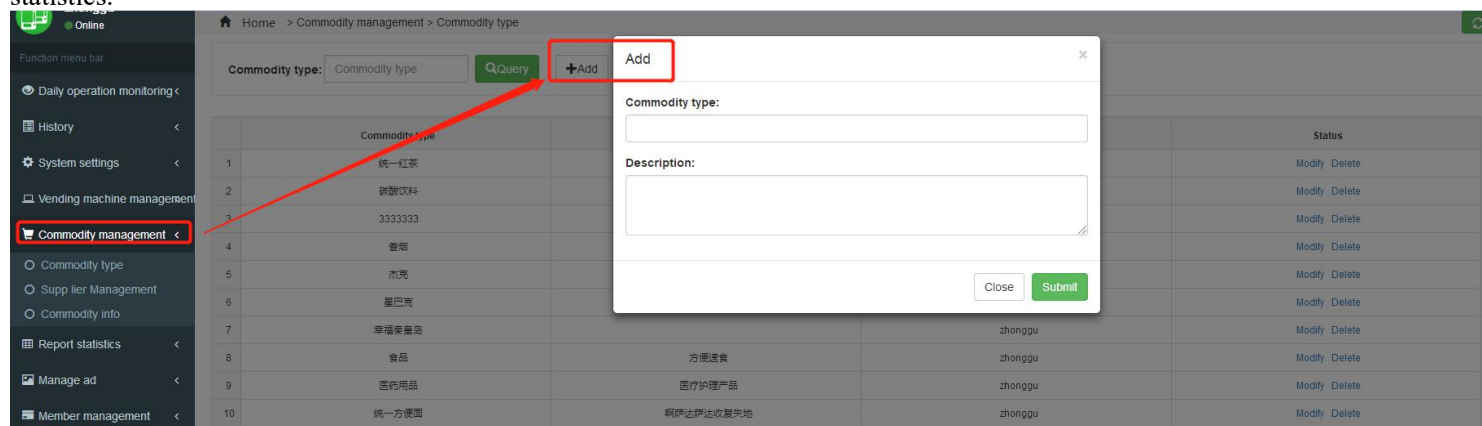
Commodity Management

商品类型

Commodity Type

功能：给商品进行分类，报表统计时可按照商品类型进行数据统计。

Function: To categorize commodities, with data statistics being done according to the types of commodities at the time of report statistics.



Yunshu Vending Machine Management System V2.0

厂商管理

Manufacturer Management

功能：进行商品来源登记，方便以后快捷查找进货厂商。

Function: To register the sources of the commodities, so that you can quickly find the manufacturers in the future.

VMMS

Home > Commodity management > Supplier Management

Number/Manufacturer n:

Number	Manufacturer name	Address	Phone numl	Contact	Fax	Email	Status
A00041	中沃实业有限公司						Modify Delete
A00048	中国达能饮料有限公司						Modify Delete
A00044	中国达能饮料集团						Modify Delete
002	郑州						Modify Delete
A00003	椰树集团有限公司						Modify Delete
100001	沃尔玛超市						Modify Delete
A00042	维维乳业有限公司						Modify Delete
A00002	统一企业股份有限公司						Modify Delete
A00031	天喔食品(集团)有限公司						Modify Delete
A00045	苏牌食品有限公司						Modify Delete

Add

Manufacturer ID: Manufacturer name:

Contract number: Tax ID:

Postal code: Business phone:

Contact: Fax:

Email: Phone:

Business address:

Registered address:

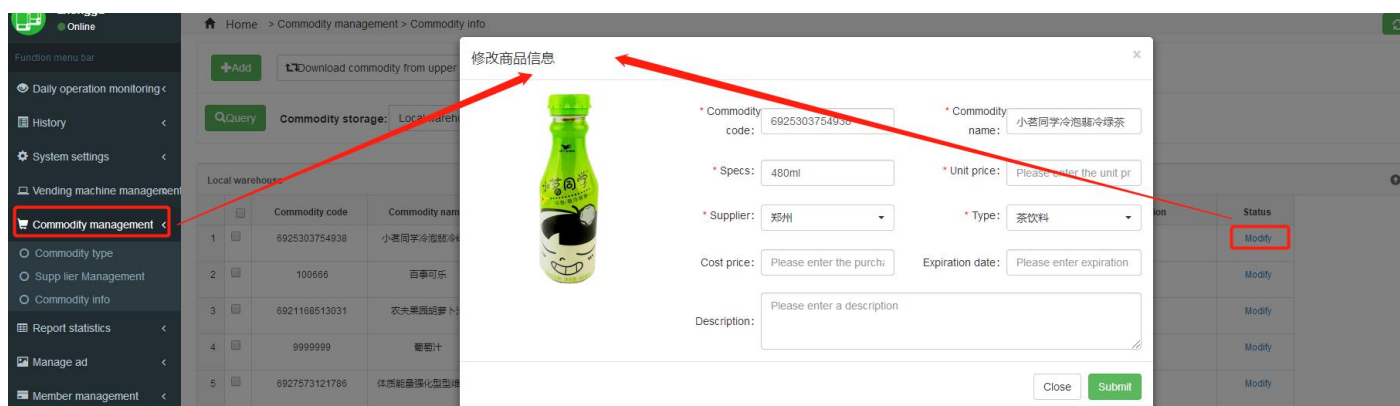
Yunshu Vending Machine Management System V2.0

商品信息

Commodity Information

功能：查询当前用户下所有商品信息，货道匹配商品信息后方便销售报表按商品名称统计数据。用户可选择云商品库勾选所售卖的商品下载到本地商品库，也可自行在本地商品库新增商品信息。

Function: To check all the commodity information under account of the current user. After the track matches the commodity information, data statistics can be taken conveniently for the sales report by commodity name. The user can select the cloud commodity library, tick the products on sale to download to the local commodity library, or add the commodity information in the local commodity library.



报表统计

Report Statistics

销售汇总统计

Sales Summary Statistics

功能：统计销售报表进行数据分析，提高公司盈利效益。

Function: It involves the statistics of the sales reports for data analysis to improve the company's profitability.

用户可根据商品名称、商品类型、单价、支付类型、机器编号和 24 小时销售统计方式，选择按天、按月、按年时间段来统计销售数据报表。还可根据当前统计的数据生成图形报表，简化数据分析难度。

The user can select to take statistics of the sales data reports by day, month, year or time period according to the commodity name, commodity type, unit price, payment type, machine number and 24-hour sales. It can also generate graphical reports based on current statistical data, so as to simplify the difficulty of data analysis.

根据商品名称统计：可分析市场目前哪种商品销售额占用比例较大，进行评估后，增加商品摆放货道数量。

Statistics by commodity name: It can analyze which type of commodity currently occupies a large proportion of sales in the market, and the number of tracks of the commodity can be increased after evaluation.

根据商品类型统计：可分析市场目前哪种类型商品销售额占用比例较大，进行评估后加大投入此类商品销售。

Statistics by commodity type: It can analyze which type of commodity currently occupies a large proportion of sales in the market, and the investment in this type of commodity can be increased after evaluation.

根据单价统计：可分析市场什么价位的商品销售率高。

Statistics by unit price: It can analyze which price range of commodities has a high sales rate in the market.

根据支付类型统计：可分析当前支付方式占用市场比例，如现金支付比重低或者没有，可直接取消现金支付模块。

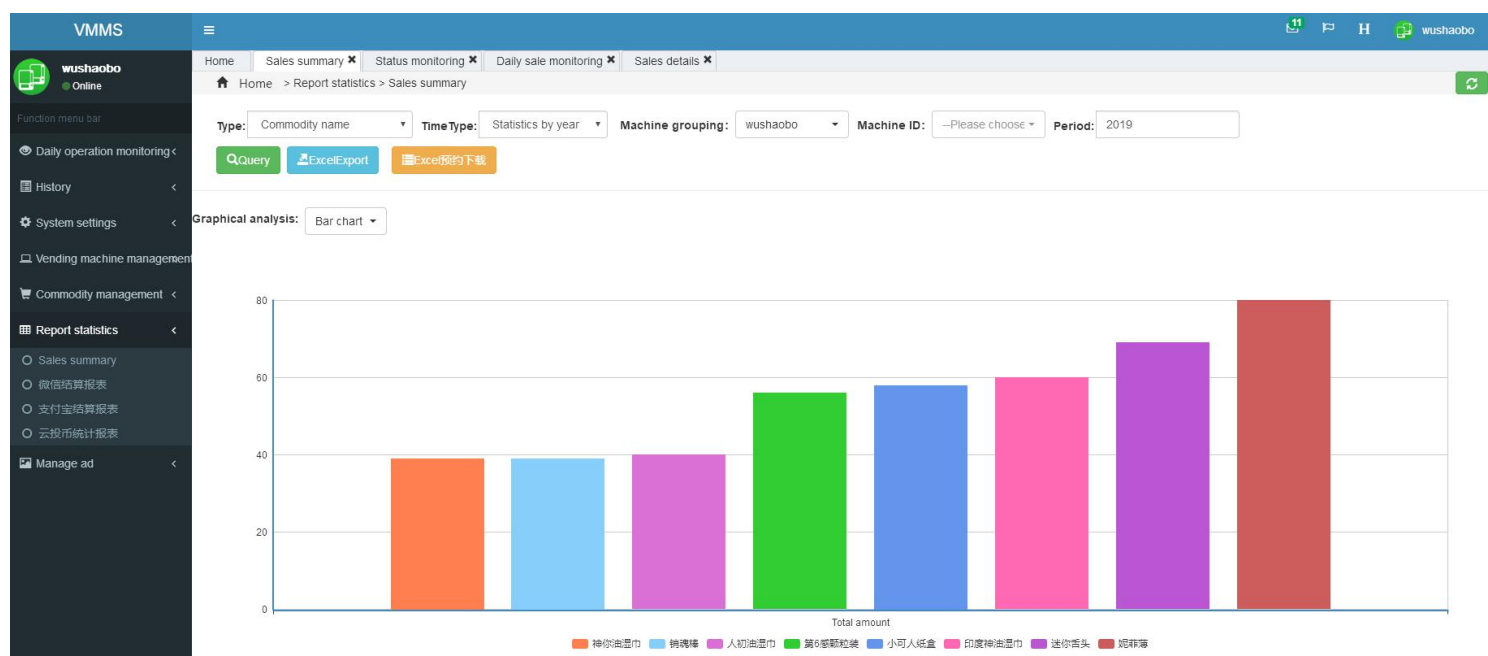
Statistics by payment method: It can analyze the proportion of the current payment methods in the market. If the proportion of cash payment is low or zero, the cash payment module can be canceled directly.

根据机器编号统计：可分析机器销售点位是否合适继续售卖，如连续亏本或盈利率较低,进行评估后更改售卖点。

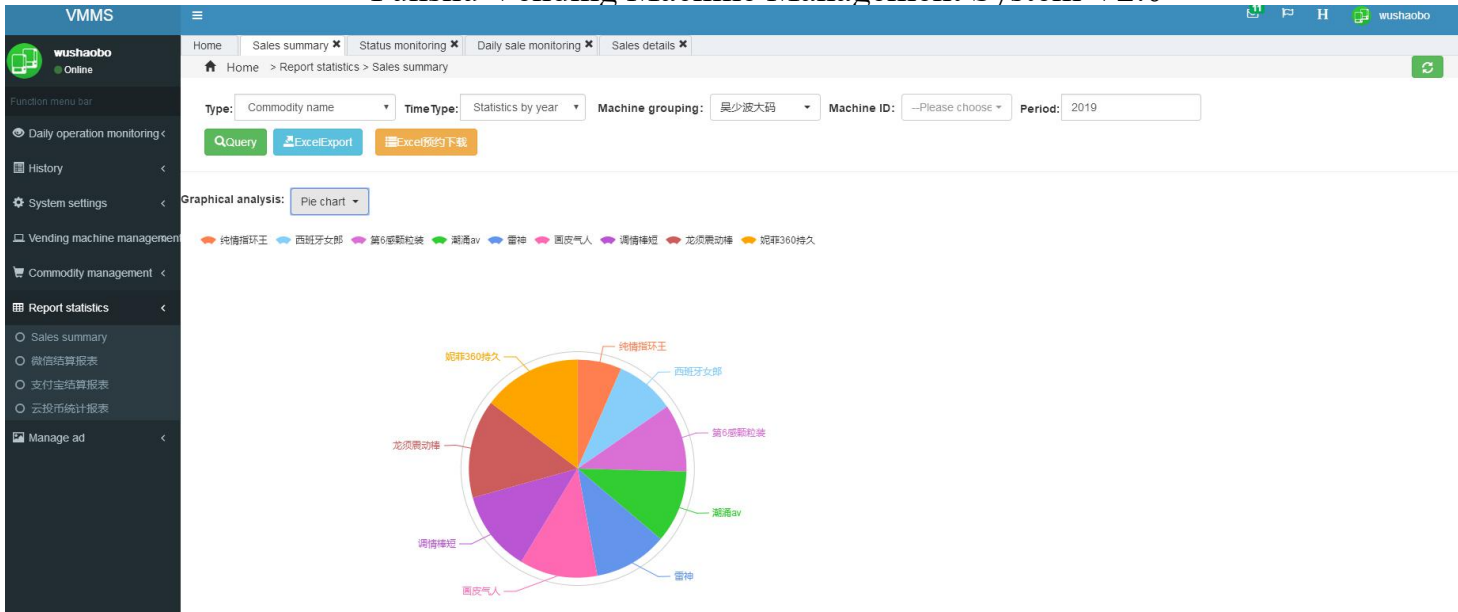
Statistics by machine number: It can analyze whether the sales point of the machine is suitable for sales. In the case of continuous loss or low profit rate, the sales point can be changed after evaluation.

根据 24 小时销售统计：可分析当前机器 24 小时时间销售高峰点，根据销售高峰点安排运维人员提前几个小时补满机器商品，提高销售点。

Statistics by 24-hour sales: It can analyze the sales peak time of the current machine within 24 hours, so that the operation and maintenance personnel can be sent to replenish the machines several hours in advance according to the sales peak time to increase the sales.



Yunshu Vending Machine Management System V2.0



VMMS

Home Sales summary Status monitoring Daily sale monitoring Sales details

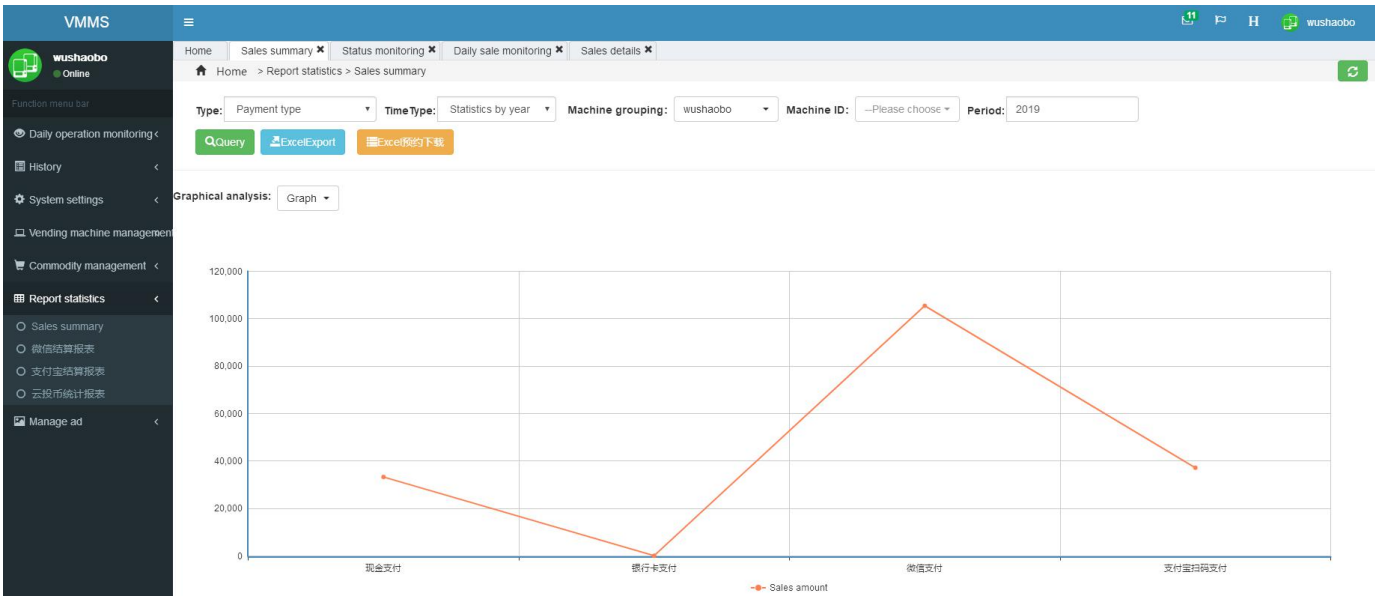
Home > Report statistics > Sales summary

Type: Commodity name Time Type: Statistics by year Machine grouping: wushaobo Machine ID: --Please choose Period: 2019

Q Query Excel Export Excel 预约下载

Graphical analysis: Chart

Commodity c	Commodity	Payment type												Total				
		Pay by cas	Quar	Pay with U	Quar	WeChat pa	Quar	Alipay QR f	Quar	WeChat pa	Quar	Alipay QR f	Quar	Profit	Gross mar	Proportion	Total amou	Total quant
504	纯情指环王	0.00	0	0.00	0	0.00	0	0.00	0	78.00	1	0.00	0	51.00	66.38%	6.55%	78.00	1.00
418	西班牙女郎	0.00	0	0.00	0	0.00	0	0.00	0	105.00	1	0.00	0	76.00	72.38%	8.82%	105.00	1.00
15	第8部颗粒装	0.00	0	0.00	0	0.00	0	0.00	0	120.00	3	0.00	0	112.50	93.75%	10.08%	120.00	3.00
308	潮流av	0.00	0	0.00	0	0.00	0	0.00	0	128.00	1	0.00	0	96.00	75.00%	10.75%	128.00	1.00
511	雷神	0.00	0	0.00	0	0.00	0	0.00	0	0.00	0	130.00	1	103.00	79.23%	10.92%	130.00	1.00
408	画皮气人	138.00	1	0.00	0	0.00	0	0.00	0	0.00	0	0.00	0	101.00	73.19%	11.59%	138.00	1.00
502	调情棒短	0.00	0	0.00	0	0.00	0	0.00	0	0.00	0	143.00	2	124.00	86.71%	12.01%	143.00	2.00
503	龙须震动棒	0.00	0	0.00	0	0.00	0	0.00	0	174.00	3	0.00	0	129.00	74.14%	14.61%	174.00	3.00
13	妮菲360持久	0.00	0	0.00	0	0.00	0	0.00	0	70.00	2	105.00	3	161.00	92.00%	14.69%	175.00	5.00
	Total	138.00	1	0.00	0	0.00	0	0.00	0	675.00	11	378.00	6	953.50	80.06%	100.00%	1191.00	18.00



Yunshu Vending Machine Management System V2.0

ID 卡报表统计（带有 ID 卡或开通微信会员卡的机器使用）

ID Card Report Statistics (Available to Machines with ID Cards or WeChat Membership Cards)

微信结算报表

WeChat Settlement Report

此报表仅适用于开通了微信个人收款的用户。

This report is only available to users who have enabled WeChat personal collections.

支付宝结算报表

Alipay Settlement Report

此报表仅适用于开通了支付宝个人收款手动结算的用户。支付宝及时到账的用户没有此报表。

This report is only available to users who have enabled the manual settlement of Alipay personal collections. This report is not available to users who have enabled Alipay instant payment arrival.

会员管理

Member Management

会员卡管理

Membership Card Management

功能：管理会员卡信息资料（新增、查询、修改、删除、充值）

Function: To manage membership card information (addition, checking, modification, deletion and recharge)

开卡流程：先使用线下开卡工具把卡号写入实体卡中，然后到云平台【会员卡类型】创建会员卡类型（以区别此卡折扣价），然后到会员卡管理处新增会员卡信息。

Card Activation Process: Use the offline card activation tool to write the card number into the physical card, then click on “Membership Card Type” on the cloud platform to create a membership card type (as a comparison to the discount price of the card), and add membership card information in the membership card management office.

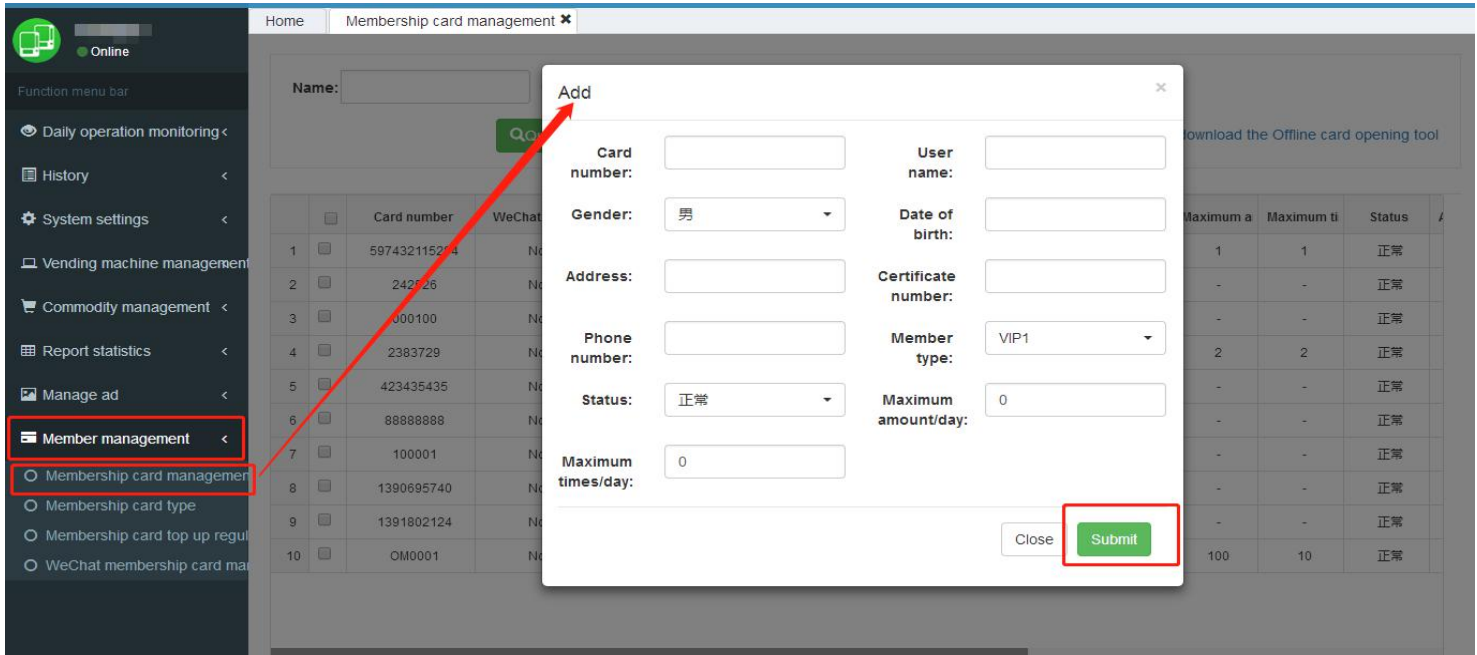
注：1. 线下开卡工具可直接到平台【会员卡管理】右上角下载。

Note: 1. The offline card activation tool can be downloaded directly in the upper right corner of the platform [Membership Card Management].

2. IC 卡不记名不挂失，必须要用读卡器充值，脱机使用选择是；ID 卡可记名挂失，读卡器开卡后必须在云平台充值挂失，脱机使用选择否。

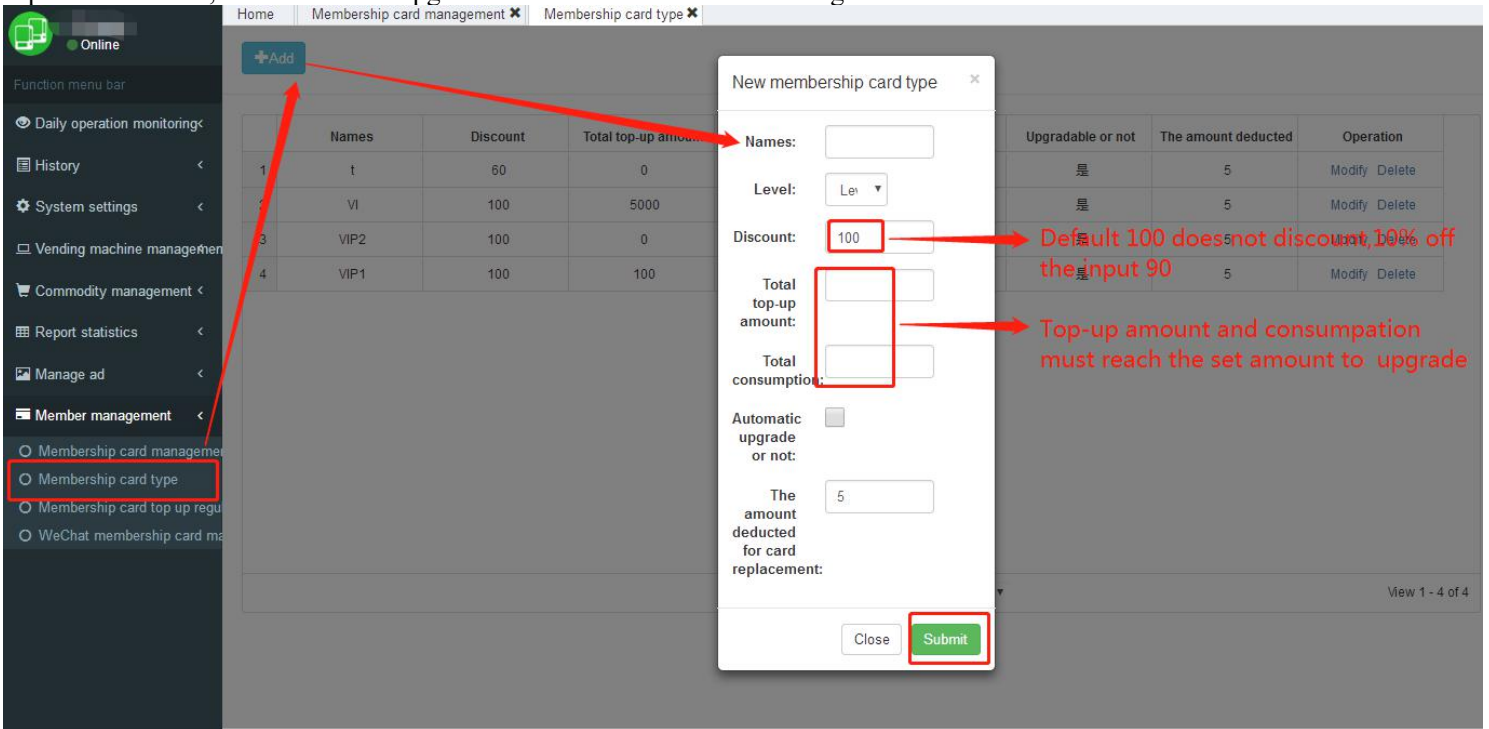
2. For the IC card not supporting name registration and loss report, you must recharge it with a card reader, and select Yes for offline use; for the ID card supporting name registration and loss report, you must recharge it or report its loss through the cloud platform after the card is activated by the card reader, and select “No” for offline use.

Yunshu Vending Machine Management System V2.0



会员卡类型
Membership Card Type

功能：为会员卡创建卡类型（例如：设置 1 级为普通卡，不打折；2 级为会员卡，9 折；3 级为黄金会员卡，8 折；4 级为钻石会员卡，7 折……），可设置自动升级，当卡充值、消费到指定金额后，可由当前级别卡升级至下一级别。
Function: To create a card type for the membership card (e.g. set Level 1 as normal card without discount; Level 2 as membership card with 10% discount; Level 3 as gold membership card with 20% discount; Level 4 as diamond membership card with 30% discount...). Automatic upgrade can be set, i.e. when the amount of recharge and consumption of the card reaches the specified amount, the card can be upgraded from the current level to a higher level.

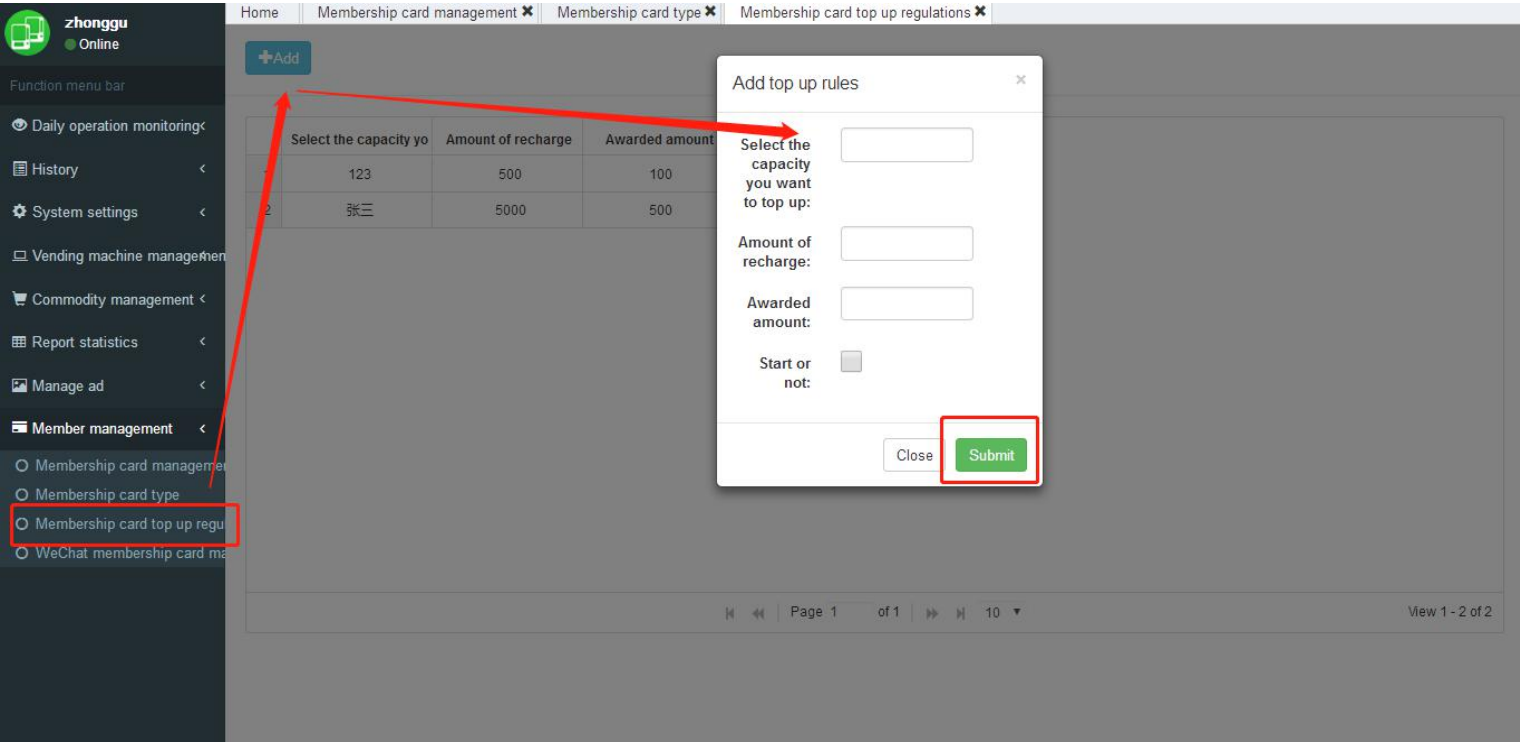


Yunshu Vending Machine Management System V2.0

会员卡充值规则

Membership Card Recharge Rules

功能：可自定义充值送金额活动。例如：充 100 送 10。
Function: A certain amount given freely at the time of recharge can be user-defined. For example: An extra RMB 10 is given freely when you charge RMB 100.



Yunshu Vending Machine Management System V2.0

微信会员卡管理（此模块只有开通微信会员卡的才有）

WeChat Membership Card Management (This Module is Only Available to the WeChat Membership Card)

功能：同步微信公众号会员卡到本地服务器，通过 API 创建会员卡隐藏信息。（客户必须绑定企业微信服务号收款）

Function: To synchronize the WeChat public account membership card to the local server, and create hidden information of the membership card through the API. (The customer must bind the enterprise's WeChat service account to receive payment)

1. 先登录客户微信公众平台配置相关卡券、会员卡信息。
1. Log into the customer's WeChat public platform to configure relevant cards, vouchers and membership card information.
2. 客服登录云平台客服账号微商城公众号设置中配置客户的公众号信息。
2. The customer service personnel log into the cloud platform customer service account, and configure the customer's public account information in Micro Mall public account settings.
3. 登录客户的云平台【会员卡管理】---【微信会员卡管理】点【同步】。（需要先设置好微信支付参数后再操作）
3. Log into the customer's cloud platform [Membership card management]---[WeChat membership card management], and click on [Sync]. (The WeChat payment parameters need to be set before operation.)
4. 选中同步过来的记录，点击修改，再提交。（可以不作任何修改，但必须提交一次，因为通过公众号创建的会员卡不完全，需要通过接口更新一些信息）
4. Select the synchronized record, click on "Modify", and then click on "Submit". (You can make no changes, but you must submit it once, because the information of a membership card created by the public account is not complete and thus need to be updated through the interface.)

微信会员管理**WeChat Membership Management**

功能：管理微信会员信息，可查看发卡张数以及是否绑定了实体 ID 卡，可解绑、充值操作。用户微信领卡后点激活，会员信息就同步过来。

Function: It is used to manage WeChat member information, check the number of cards issued and whether a physical ID card is bound, and unbind and recharge the card. After a user's WeChat card is activated, the member information will be synchronized.

校园微信会员管理**Campus WeChat Membership Management**

微信会员卡和实体校园卡绑定，家长可以充值，限制消费，实时监管小孩消费情况。

By binding the WeChat membership card with the physical campus card, parents can recharge the card, limit consumption, and monitor their children's consumption in real time.

需要先建立学校、班级和年级信息，然后再建立学生信息，绑定实体卡 ID 卡号。然后扫码关注公众号领取微信会员卡，点击实体卡绑定，输入实体卡卡号就可获取学生信息，点击绑定即可。

You need to create school, class, and grade information, then create student information and bind the ID card number of the physical card. Then scan the code to follow the public account to receive the WeChat membership card, click on "Physical Card Binding", enter the physical card number to obtain the student information, and click on "Binding".

系统日志

System Log

功能：记录当前用户子账户下的用户登录平台、及操作菜单
Function: To record the user login platform and operation menu under the sub-accounts of the current user